

Welcome to Rowan Class

September 2020



Year 4/5

Teacher:

Mrs Cook

Teaching Assistants:

Mrs Hewitt:

Every morning

Tuesday afternoon

Miss Wagstaff:

Every morning

A stylized, dark teal silhouette of a mountain range is positioned in the bottom right corner of the slide, extending from the right edge towards the center.

Timetable

Morning:

8.45-9am: Handwriting

9-10: Maths

10-10.25: Assembly

10.40-11.05: Guided Reading

11.05-12.10: English

Afternoon:

Spelling/ Science/ History/ Geography/ RE/ Computing/ French/Music


PE: Children need to come to school in weather-appropriate PE kit on Monday and Friday. (During the second half of the Autumn term we will be focusing on hockey skills. All children **must** have a **mouth guard** for these sessions.)

PPA Cover

I have time out of class on Wednesday afternoon, for planning, preparation and assessment. This is covered by:

Miss James- French

Mrs Gibson and Mrs Hewitt- Music. This term the children are learning **samba drums**. Next term they will be learning the **ukelele**, and probably the **tin whistle** in the Summer term.



Behaviour Expectations

Our 3 Golden Rules are:

‘Be Ready, Be Respectful, Be Safe!’

We promote an environment that encourages good behaviour and reinforce these golden rules through;

- ◆
- ◆ Praising and reinforcing good behaviour.
- ◆ Encouraging sharing and negotiating.
- ◆ Discussing the rules of our group with the children.
- ◆ Helping children understand the effects of their behaviour on others,
- ◆ Encouraging responsibilities e.g. helping with tidying up, respecting toys and equipment.
- ◆ Reassuring children that they are always valued as individuals even if their behaviour may be unacceptable.
- ◆
- ◆ **We reinforce, praise and reward good behaviour, effort, positive and caring attitudes and making good choices through;**
- ◆
- ◆ Congratulating effort and achievement
- ◆ Working together as a class to define ‘Class Charters’ / behaviour expectations in the autumn term.
- ◆ Addressing worries through ‘Circle Time’ activities.
- ◆ Giving children house points in school. (There are 4 houses in school and any member of staff can award team points. Up to 3 team points can be awarded at one time)
- ◆ Issuing ‘Champions’ certificates for demonstrating positive attitudes and behaviour, promoting good behaviour in others and excellent work or effort.

Reading

- ◆ **Reading**
- ◆ We have daily whole class guided reading sessions. These will involve studying extracts from a variety of genres. During these sessions we will focus on reading aloud with appropriate expression and intonation. We will also focus on developing a range of comprehension skills: vocabulary, inference, prediction, explanation, retrieval and summarising.
- ◆ Children will also read individually to an adult at school.
- ◆ Please **expect and help** your child to read regularly at home, each night if possible. Our new 'Reading Champions' scheme is designed to encourage all children to read at least 5 times per week at home.

Spelling

Children will have daily sessions to practise spellings for their year group.

Overviews of the spellings for each half term are on the class web page.


There are also additional spelling activity ideas on our web page

Handwriting

We follow the Penpals for Handwriting scheme.

Children will have daily handwriting sessions, so that they learn to form and join letters correctly.

We will be following the Year 5 scheme with the whole class.



Messages for Parents
PENPALS for *Handwriting*

5

This year we are working on a more sloped style to enable speedier writing. All of the letters and joins taught previously will be revisited to enable your child to practise the slope in familiar contexts. We will also focus on issues of proportion, size, legibility and different styles for different purposes.

For reference, here are the lower-case letters in the more sloped style:

abcdefghijklmnopqrstuvwxyz

Capital letters are written as follows:

ABCDEFGHIJKLMNOPQRSTUVWXYZ

Joining letter sets for Year 5/Primary 6

Diagonal join to ascender (e.g. at) This join is used to join letters in this box ...	to letters in this box.
<i>a b c d e h i k l m n p s t u</i>	<i>b f h k l t</i>
Diagonal join, no ascender (e.g. da) This join is used to join letters in this box ...	to letters in this box.
<i>a c d e h i k l m n q s t u</i>	<i>e i j m n p r u v w y</i>
Horizontal join, no ascender (e.g. wd) This join is used to join letters in this box ...	<i>* a c d g o q s</i>
<i>f o r v w</i>	to letters in this box.
Horizontal join to ascender (e.g. dh) This join is used to join letters in this box ...	<i>e i j m n p r u v w y</i>
<i>f o r v w</i>	<i>* a c d g o q s</i>
Break letters These letters do not join.	to letters in this box.
<i>g j y</i>	<i>b f h k l t</i>
	These letters do not join yet.
	<i>x z</i>

* anticlockwise letters

Times Tables

It is really important that all children develop good mental recall of times tables facts up to 12x12 (and their associated division facts.) There are many reasons for this, including:

Multiplication forms the building block for other mathematical concepts

Once children are confident in the use of their times tables they can begin to apply this knowledge to calculating a variety of sums. As an example, knowing that $2 \times 2 = 4$ will help children understand that $20 \times 20 = 400$, and $200 \times 200 = 4000$. In addition, children can check their calculations using the inverse so that they know that $20 \div 4 = 5$ is correct because $5 \times 4 = 20$.

Division and multiplication skills can be applied to real life concepts

As children handle money, share items between friends and cut food into portions they are beginning to build up their division and multiplication skills as part of their everyday life. Being introduced to these ideas from a young age will mean that as well as gaining confidence in the subject, they will be able to utilise these skills in the wider world.

The Government has introduced a statutory multiplication tables check for all pupils at the end of Year 4. This assesses their recall of times tables facts up to 12x12.

Resources to practise times tables at home:

Times Tables Rockstars: <https://trockstars.com/>

All the children have now been given their TTR logins. Please email me if your child has any problems logging in or has forgotten his/ her log- in details.

Hit the Button <https://www.topmarks.co.uk/maths-games/hit-the-button>

This is another excellent online resource to practise times tables. Your child can select specific times tables to practise.

Homework

Weekly homework activities include:

- ◆ Daily reading
- ◆ Regular times table practice.
- ◆ Practising telling and discussing the time.

Half- termly activities:

- ◆ These are designed to be fun, interesting tasks that will help your child to continue their topic learning at home.
- ◆ Some of them may take longer than others to complete. As a rule, I would expect each child to be completing approximately 3 or 4 per half term. If your child has his/her own idea for an activity, then they are very welcome to be as creative as they wish!

Homework Tasks- Autumn 1 2020

Numeracy

- Go to a travel agents or research holidays to Egypt online. Budget how much it would cost to go on holiday with your family.
- Make a net for a pyramid.
- Draw a map of a pharaoh's tomb. Write a set of instructions on how to safely get through, avoiding any traps! Think about using directional language.



Out and About!

- Visit your local library and find some non-fiction books about ancient Egypt.
- Research and find interesting landmarks in Egypt on a map.
- Go to a travel agents or research holidays to Egypt online. Design a leaflet to encourage tourism to the country.



Literacy

- Imagine you have been on a dig; write a diary entry about your adventure.
- Choose an ancient Egyptian god or goddess and create a fact file, book, or poster all about them.
- Write an ancient Egyptian themed poem or story.
- Using the words ancient Egypt, create an acrostic poem.



Working with Others

- Find or write some ancient Egyptian themed jokes and share them with friends or family members!
- Write your name and the names of 3 friends or family members in hieroglyphics.
- Create an Egyptian themed board or card game and teach friends or family members how to play.



Homework Choice Grid Ancient Egypt

Expressive Arts

- Create a painting or drawing of an ancient Egyptian scene using your choice of materials.
- Ask your friends and family to help you create a list with as many song titles that have the word 'river' in it.
- Write an ancient Egyptian rap or song.
- Design a piece of Egyptian jewellery.



Let's Get Technical!

- Use a computer to create a timeline of events.
- Design and make a tomb or coffin for an Egyptian mummy.
- List 10 things you wouldn't find in ancient Egypt.



Health and Wellbeing

- Find and make some Egyptian recipes.
- Write a menu for an Egyptian feast. Be as creative as you like.
- Research personal hygiene practices in ancient Egypt and compare to today's.



Social Studies

- Write a fact file on a pharaoh.
- Write a newspaper article about the discovery of Tutankhamun's tomb.
- Design a fact file or poster about the River Nile.
- Draw or trace a map of Egypt and mark important landmarks.



Outdoor Learning

- ◆ Rowan Class will be having Forest School sessions later in the year.



General Information

- ◆ Please make sure that all of your child's clothes are named- especially jumpers/ cardigans!
- ◆ Please make sure that your child has a water bottle in school every day- they will bring it home every day.

We have had a wonderful first couple of weeks here in Rowan Class.! The children have really impressed me with how they have settled back into the routines of school and adapted to any necessary changes.

I am very aware that, at the moment, parents don't have the same access to school as would be the case in 'normal' times, and that you haven't even been able to see the classroom. So, to help you feel more in touch with life in Rowan Class, the last few slides will take you on a virtual tour!

Finally, as I said in my recent email, if you have any queries or concerns about anything, please let me know and I will do my utmost to help. We can arrange meetings via Zoom or telephone, or communicate via email.

Thank you for your continued support.

Sarah Cook






Our Class Library





Our PSHE Area. We are using a picture book called 'The Colour Monster' to help us to identify our feelings. We are also reading 'The Boy, The Fox, The Mole and The Horse' to help us explore the importance of friendship and kindness.

We are continuing to focus on vocabulary development and will introduce new 'Ninja' words each week.



We are really enjoying learning about Ancient Egypt! We had a fantastic day working with Mr Egypt!



This term we will be investigating 'Sound' in our Science lessons.



Our 'Reflection Area' houses our Prayers and Feelings Box, which the children have the option to share their thoughts, prayers and feelings with the class, if they would like to.





The current classroom layout.